



Mole-Richardson Co.

TYPE 7281

**12,000 WATT
MOLEQUARTZ®
SPACELITE**




5

8

FEATURES

The Type 7281 12,000 Watt Spacelite brings to the Motion Picture Industry our largest lantern light. With a 6 circuit socapex connector, this unit can be powered and controlled with the existing socapex multi-circuit control system. There is a 1 circuit or 2 circuit adapter available, or attach a socapex cable and have 6 circuits of control. This lantern light with the black and internal silk can reflect a pool of light downward or just remove the outside black skirt for a full lantern effect. Each globe set is equipped with a safety screen.

The 12,000 Watt Spacelite is equipped with legs, making for easy stacking of units for storage.





Mole-Richardson Co.

TYPE 7281 12,000 WATT MOLEQUARTZ® SPACELITE



SPECIFICATIONS

HEAD: Type 7281, 12,000 Watts
RATING: 120/240 volts. A.C. or D.C., 100 amps max.—12,000 Watts
SOCKET: Compressible single contact (2 per Globe).
CIRCUIT: 6-2,000 Watt Circuits with Male Socapex Panel Mount.
CONSTRUCTION: Rugged, Sheet Aluminum.
HANGER: Attached Chrome Plated Steel Chain.
REFLECTOR: Alzak Aluminum.
FINISH: High Heat Black Powder Coated Enamel.
SIZE: 45" diameter.
WEIGHT: 30 lbs. (Unit Only)
 56 lbs. (Unit with Skirt, Silk and Target)

ACCESSORIES

72835 Black Skirt (56³/₄" dia.) (43" length)
 72836 White Skirt (51³/₄" dia.) (36" length)
 72837 Target (54¹/₄" dia.)
 72857 Diffuser Frame (54¹/₄" dia.)
 G20025 Skirt Bag (58" x 58")
 72956 Socapex to 2-60 Amp Bates (2 circuit)
 72861 Socapex to 100 Amp Bates (1 circuit)

CABLE SUBSTITUTIONS

58310 Socapex Cable—10ft.
 5836 Socapex Cable—25ft.
 5837 Socapex Cable—50ft.
 58311 Socapex Cable—75ft.
 5838 Socapex Cable—100ft.
 58312 Socapex Cable—150ft.

GLOBE TABLE

Base, recessed single contact. Burn horizontal
 ±4° T-3 bulb; 4¹¹/₁₆" M.O.L.

Ordering Code	Color	Temp. °K	Finish	Volts*	Life Hours	Amps
1000	FCM	3200	Clear	120	300	8.3
1000	FHM	3200	Frost	120	300	8.3
800	EME	3200	Clear	240	250	3.3
800	EMF	3200	Frost	240	250	3.3
750	EMD	3200	Frost	120	400	6.3
750	EJG	3200	Clear	120	400	6.3
500	FDG	3200	Clear	120	400	4.2
500	FDN	3200	Frost	120	400	4.2
500	FCL	3000	Clear	120	2600	4.2
300	EHM	2950	Clear	120	2000	2.5
300	EHZ	2950	Frost	120	2000	2.5

Globes not included in price of lamp.
 See price list for complete details.



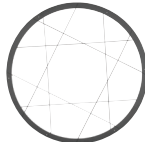
Type 72835
Black Skirt



Type 72836
Silk Skirt



Type 72837
Silk Target



Type 72857
Diffuser Frame



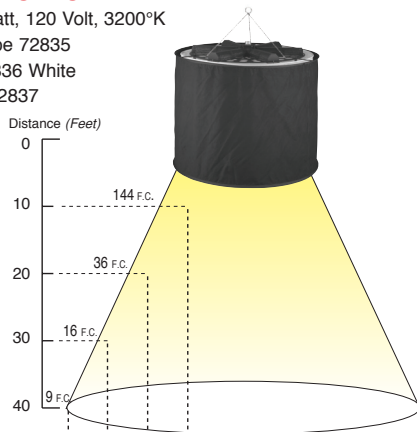
Type G200025
Skirt Bag



Type 72956
Socapex to 2-60 Amp
Bates (2 circuit)

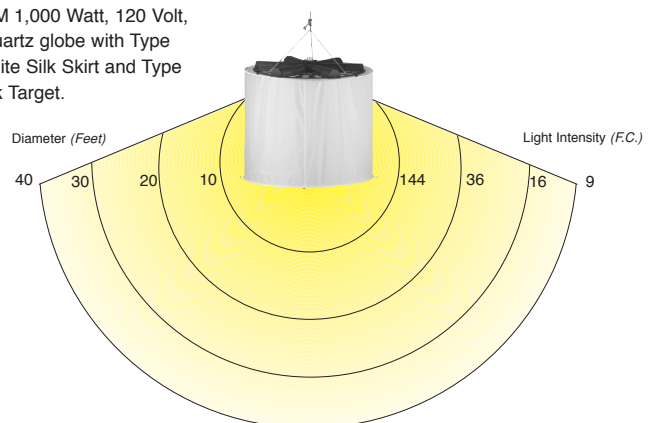
PERFORMANCE CHART

Using FCM 1,000 Watt, 120 Volt, 3200°K
 quartz globe with Type 72835
 Black Skirt, Type 72836 White
 Silk Skirt and Type 72837
 Silk Target.



PERFORMANCE CHART

Using FCM 1,000 Watt, 120 Volt,
 3200°K quartz globe with Type
 72836 White Skirt and Type
 72837 Silk Target.



*Light tapers smoothly at edge of field. Dimensions listed define flat area boundaries at which the intensities are approximately 50% of tabulates intensities at beam center.

